


Professional Installation Screens





A quality product suitable for the professional installer.
 1.5mm steel casing, 10x10cm. Tubular motor, 110/220v – 60/50Hz.
 Fibre-glass fabric. No screen distortion!
 Accessories include clip-on wall brackets, installation frames and housings

Item no.	Tubular motor
13230	180x180cm
13231	200x150cm
13232	200x200cm
13233	240x180cm
13234	240x240cm
13235	300x250cm
13236	300x300cm
Installation Frame	
13271	180cm
13272	200cm
13273	240cm
13274	300cm
Installation Housing	
13275	180cm
13276	200cm
13277	240cm
13278	300cm





Wall mounting



Weighted slat bar



Ceiling housing



Electric plug to housing